



**National Committee to Preserve  
Social Security & Medicare**  
Trusted • Independent • Effective



**APWU**  
American Postal Workers Union, AFL-CIO

UNITED STEELWORKERS  
**USW**

**SEIU**

# Protecting Social Security and Medicare

Findings from a national survey of 800 likely 2018 voters with oversamples of 25 African Americans and 50 Latinos.

**February 14, 2017**



**Celinda Lake  
Jonathan Voss  
Jesse Kline**

# Methodology

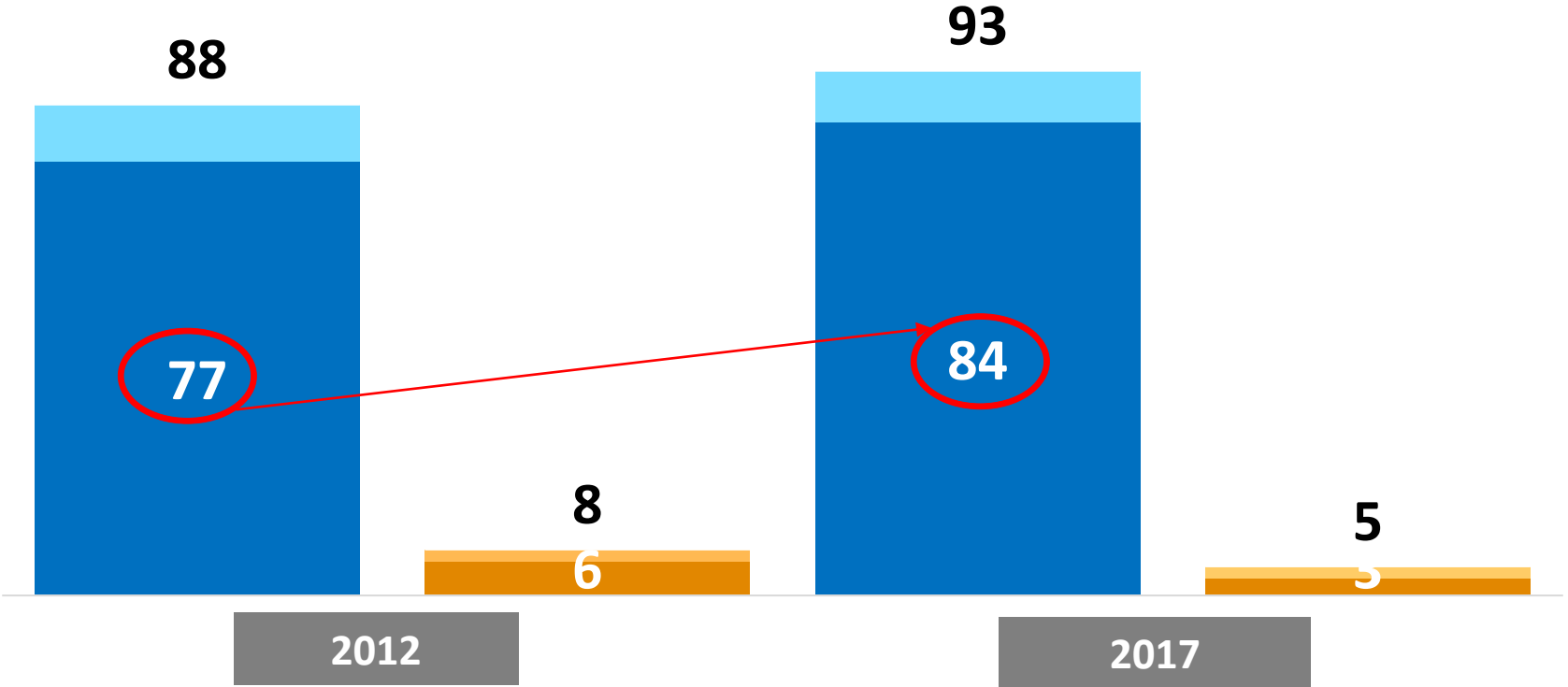
- Lake Research Partners designed and administered this survey that was conducted by professional interviewers from January 4 – 8, 2017. The survey reached a total of 800 likely 2018 voters nationwide with oversamples of 25 African Americans and 50 Latinos.
- Telephone numbers were randomly drawn from a national database of registered voters. Of the 800 interviews, 463 were from the landline sample and 337 were from the cell phone sample. The data were weighed slightly by region, age, party identification and race to reflect attributes of the actual population.
- The margin of error for the entire survey is +/- 3.5%. It is larger for some subgroups.

# Medicare



Voters overwhelming and intensely favor allowing Medicare to negotiate to bring down the price of prescription drugs. Support has increased in intensity since 2012. It is one of the most intense issues of this moment.

Allow Medicare to negotiate with drug companies to bring down the price of prescription drugs.

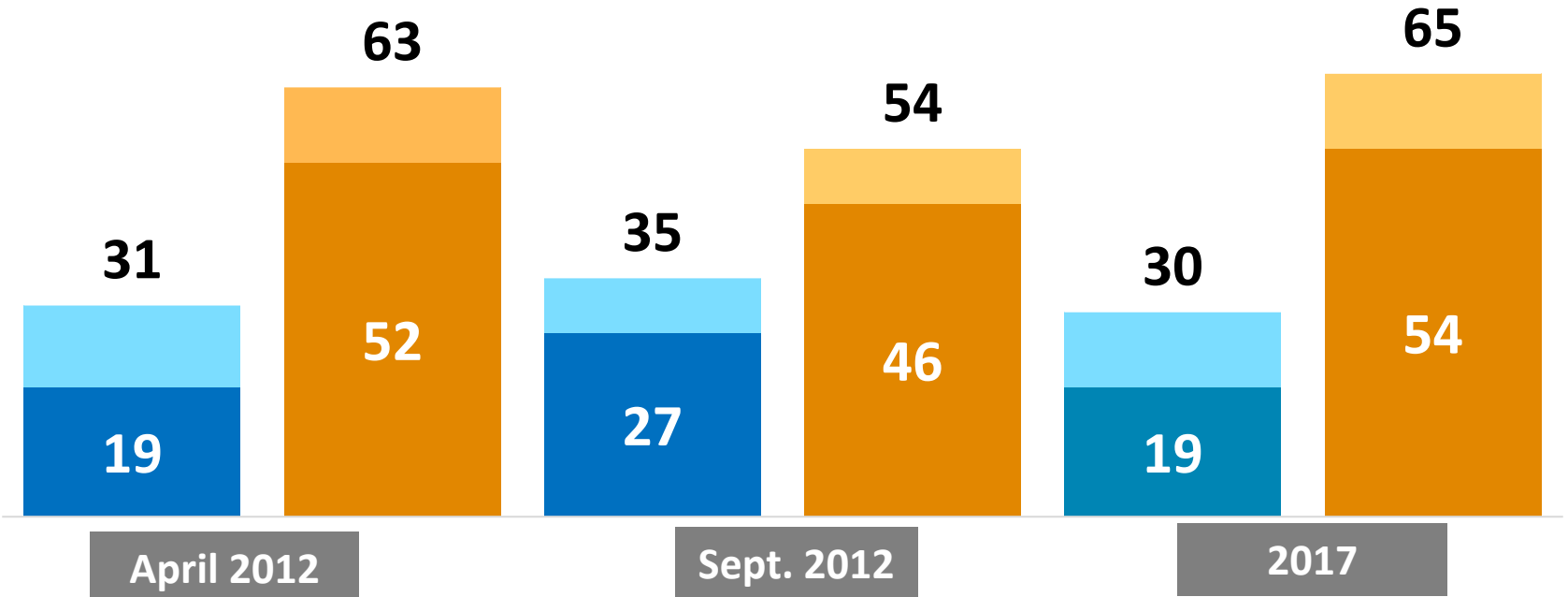


Not so strongly favor  
Strongly favor  
Not so strongly oppose  
Strongly oppose

# Voters strongly oppose raising the Medicare eligibility age to 67. Opposition has also increased since 2012 after a slight dip.

**Raise the Medicare eligibility age to 67.**

\*In 2012 asked: "Raise the Medicare eligibility age



Note: Split Sampled Questions

# There is overwhelming support for allowing Medicare to negotiate with drug companies across party lines. Near retirees, African Americans, and Latinos strongly oppose raising the eligibility age.

Now I am going to read you a series of proposals being considered by Congress on Medicare. Please tell me after I read each one if you favor or oppose.

% Strongly Favor	Age			Race			Party ID		
	<50	50-64	65+	Wh	Bl	Lat	D	I	R
Allow Medicare to negotiate with drug companies to bring down the price of prescription drugs	81	86	85	83	84	83	85	85	81
% Strongly Oppose									
Raise the Medicare eligibility age to 67*	53	62	47	52	72	61	63	56	41



# Social Security



# Voters reject changes to Social Security that would reduce benefits and support those that would increase or expand benefits. They also strongly support paying for increases by making the wealthy pay the same rate.

Now I am going to read you a series of proposals being considered by Congress on Social Security. Please tell me after I read each one if you favor or oppose.

Inc. SS benefits & pay for increase by having wealthy Americans pay the same rate into SS as everyone else



Gradually req. employees & employers to pay SS taxes on all wages above \$127K, which they don't do now



Increase Social Security benefits



When calc. SS, credit up to 5yrs outside paid work force caring for child, seniors, or fam. w/ dis.



Reduce benefits for workers whose average annual lifetime earnings today are \$60,000 or more



Raise the retirement age to 69



Note: Split Sampled Questions



# Increasing Social Security benefits by having wealthy Americans pay the same rate as everyone finds strong support across demographics and partisanship, particularly among voters 65 and older and African Americans.

Now I am going to read you a series of proposals being considered by Congress on Social Security. Please tell me after I read each one if you favor or oppose.

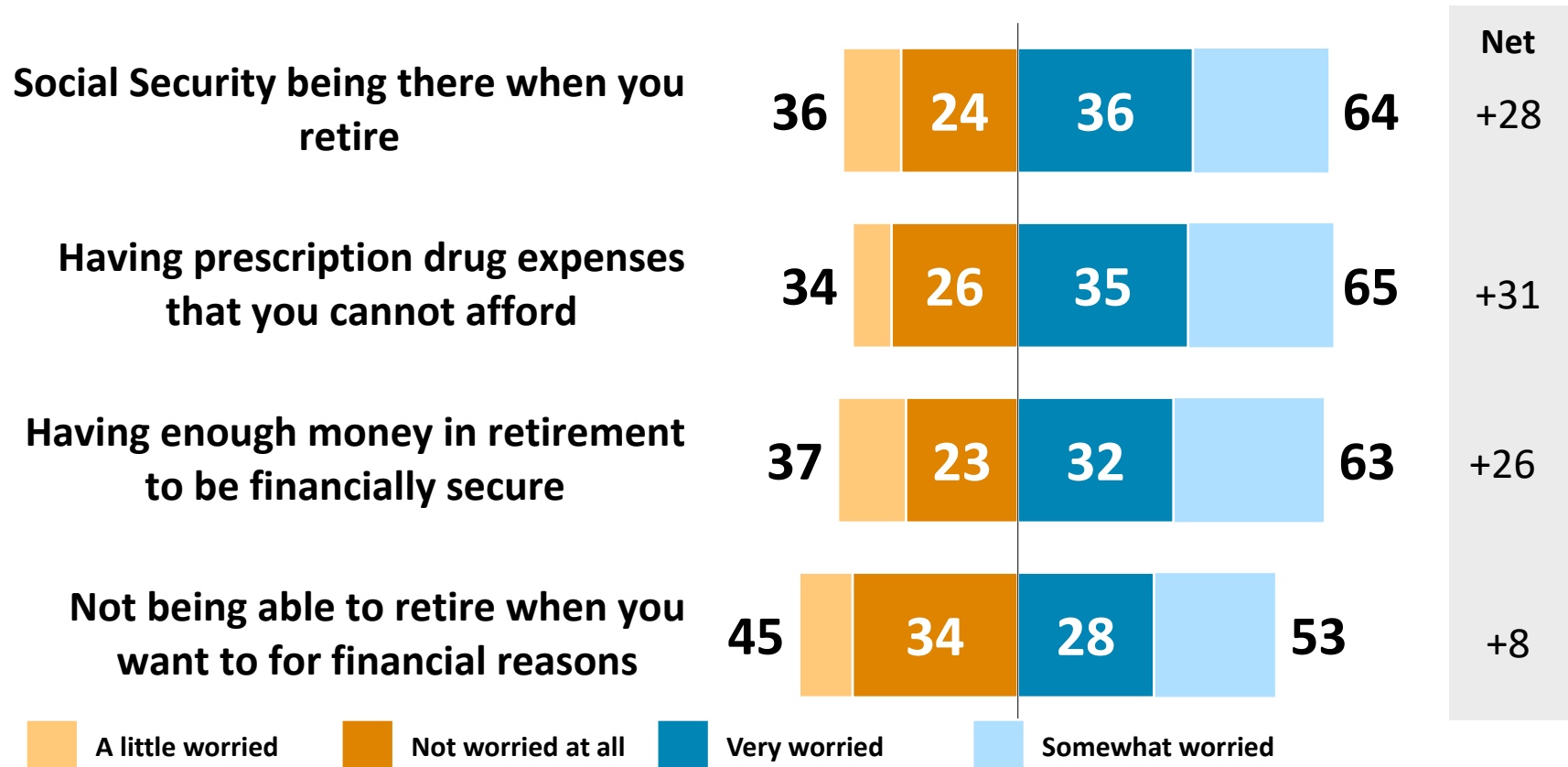
% Strongly Favor	Age			Race			Party ID		
	<50	50-64	65+	Wh	Bl	Lat	D	I	R
Increase SS benefits and pay for increase by having wealthy Americans pay same rate	66	67	75	68	87	69	80	69	58
Gradually require employees and employers to pay SS on all wages above \$127K	57	59	71	66	48	50	69	59	56
Increase SS benefits	48	57	70	53	74	67	68	53	49
When calculating SS benefits, include credit for up to 5 years of time spent outside of paid work	64	55	44	55	56	62	59	60	49
% Strongly Oppose									
Raise the retirement age to 69	70	70	55	65	83	72	71	61	62
Reduce benefits for workers whose earnings today are \$60K	51	55	52	52	61	48	57	48	51

# Concerns



# A majority of voters worry about Social Security being there when they retire and having prescription drug expenses that they cannot afford, including more than a third who are very worried.

Thinking about yourself and your family, please tell me whether you personally are very worried, somewhat worried, a little worried, or not at all worried about each of these concerns?



**Younger voters are more worried about Social Security and financial security than those 65 and older. Near-retirees are the most concerned about prescription drug costs. Latinos, and Democrats are more worried than others in all dimensions. African Americans are particularly worried of having prescription drug expenses they cannot afford.**

Thinking about yourself and your family, please tell me whether you personally are very worried, somewhat worried, a little worried, or not at all worried about each of these concerns?

% Total Worried	Age			Race			Party ID		
	<50	50-64	65+	Wh	Bl	Lat	D	I	R
Social Security being there when you retire	73	67	45	64	60	69	70	69	55
Having prescription drug expenses that you cannot afford	65	74	55	63	78	70	74	68	53
Having enough money in retirement to be financially secure	70	60	53	63	61	68	72	68	51
Not being able to retire when you want to for financial reasons	62	61	30	50	63	60	58	58	43

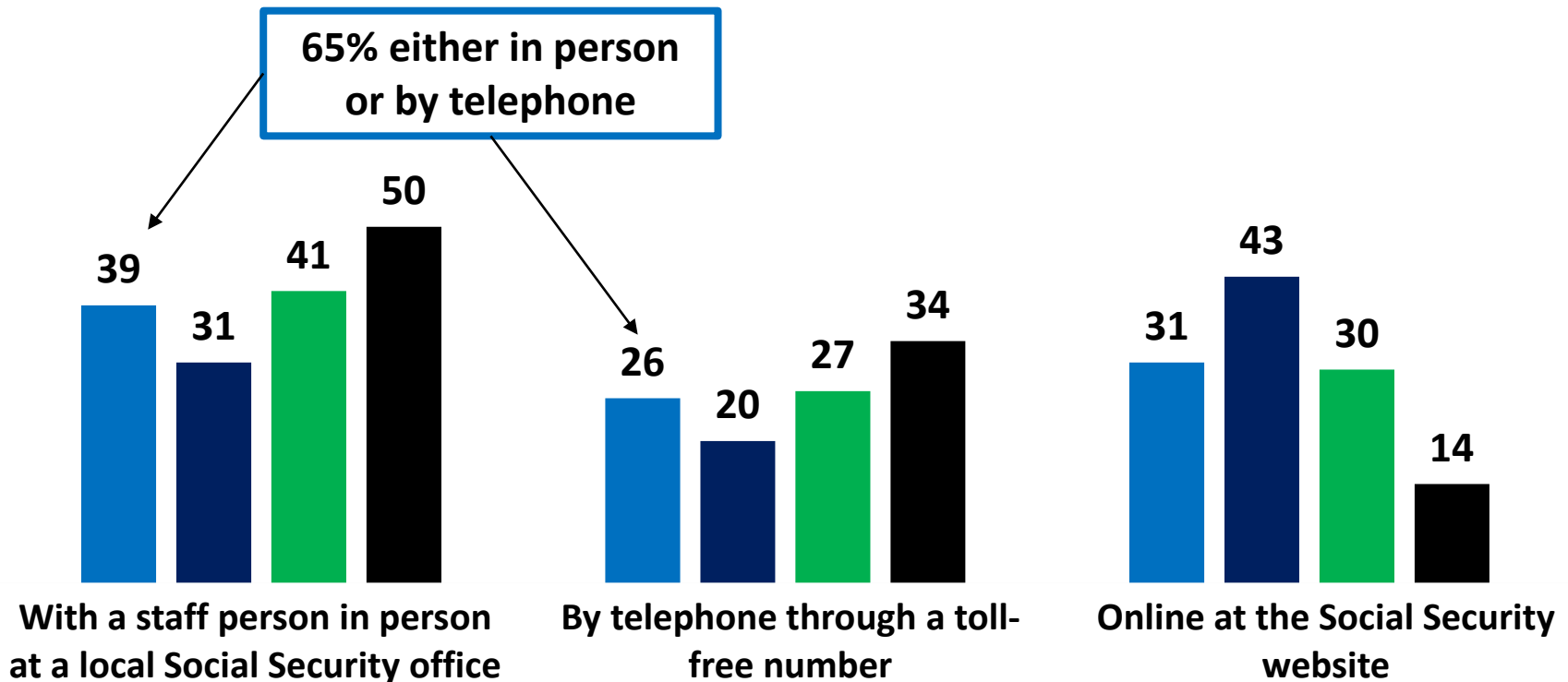
# Social Security Services



# Nearly two-thirds of voters want to communicate with a person at SSA either in-person or by phone. Half of voters over 65 want to communicate with someone in-person.

If you need to contact the Social Security Administration because you wanted to apply for benefits, replace a lost Social Security card, or had questions about your earnings records, how would you prefer to communicate?

■ All Voters ■ <50 years old ■ 50-64 years old ■ 65+ years old

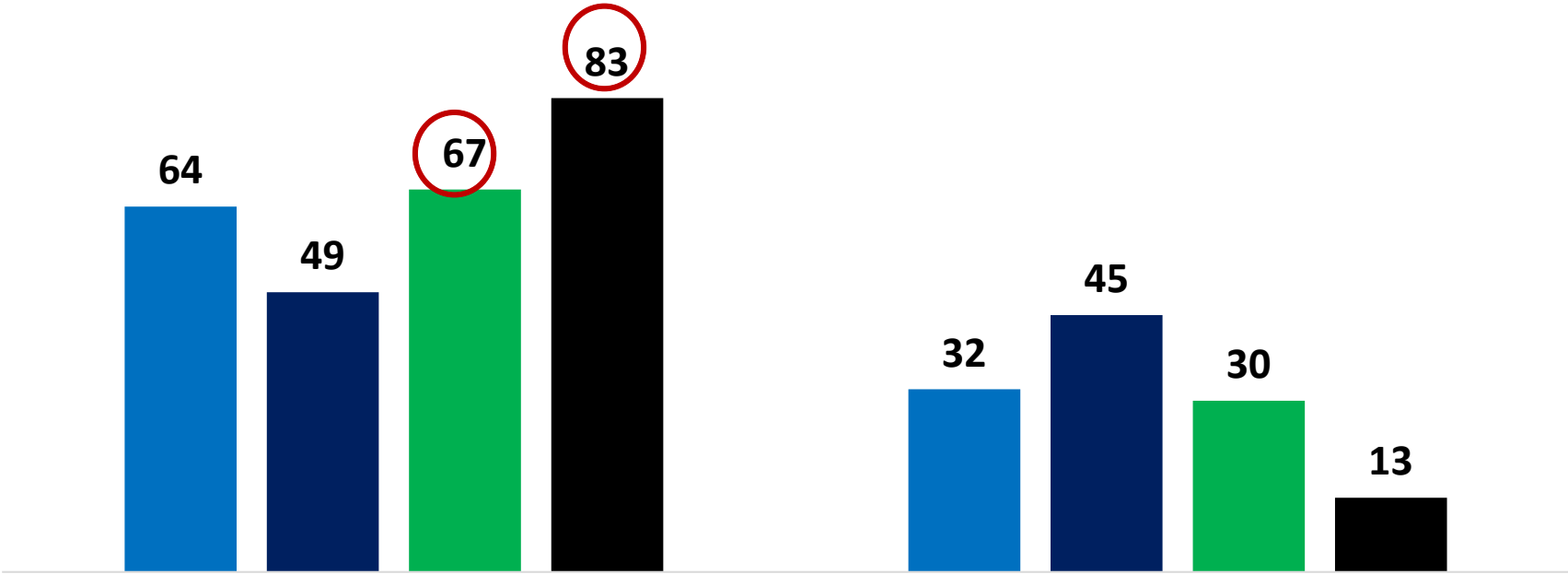




# A majority of voters would prefer to receive their Social Security statement in the mail, including a plurality of voters under 50.

Your Social Security Statement provides information on your earnings records and estimates for your retirement, disability, and survivor's benefits. How would you prefer to receive your statement?

■ Total   ■ <50 years old   ■ 50-64 years old   ■ 65+ years old



A paper statement in the mail

An electronic statement by email

# LRP

LAKE  
RESEARCH  
PARTNERS

Strategy • Precision • Impact



Washington, DC | Berkeley, CA | New York, NY

[LakeResearch.com](http://LakeResearch.com)

202.776.9066

**Celinda Lake**

[clake@lakeresearch.com](mailto:clake@lakeresearch.com)