



Americans Support Protecting Social Security Benefits Findings of NCPSSM Survey

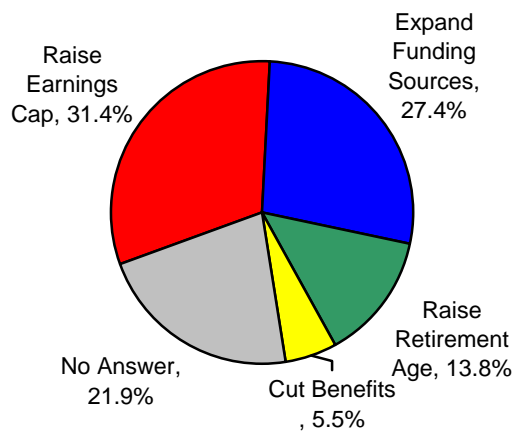
A new survey from the National Committee to Preserve Social Security and Medicare finds that nearly 60 percent of those surveyed prefer to insure the future of Social Security by adding revenues to the program rather than cutting benefits. Boomers (those born between 1946 and 1964) are even more protective of benefits, with nearly 70 percent preferring an increase in revenues.

The survey elicited responses from a scientifically drawn representative sample of 728 American adults age 45 and older to determine their views on the future of Social Security.

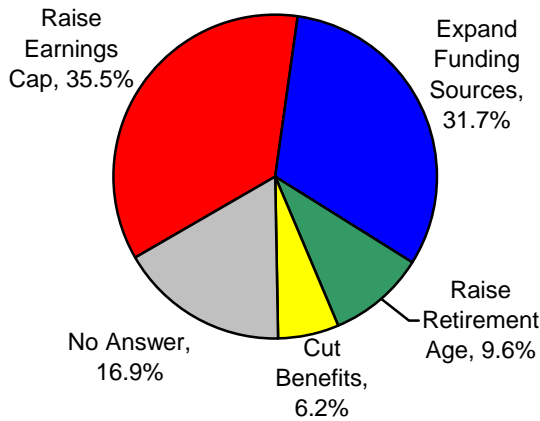
When given a menu of options for funding Social Security, the most popular choice was raising the wage base on which Americans pay payroll taxes (currently \$106,800) and the least popular was reducing benefits. Of the group surveyed:

- Over 31 percent favor raising the earnings cap on wages subject to payroll taxes.
- More than 27 percent support expanding funding sources to include federal income and estate taxes.
- Fewer than 14 percent favor raising the retirement age.
- Only 5.5 percent support reducing benefits for future retirees.

Preferred Strategy to Insure Future of Social Security
(Totals)

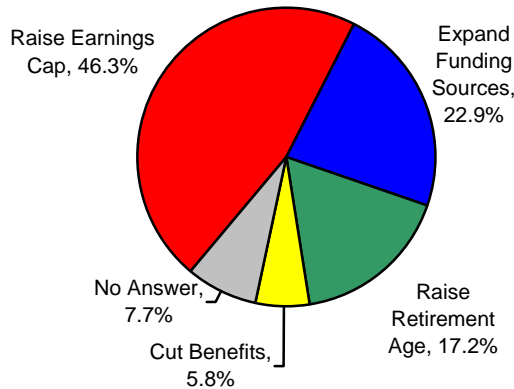


Preferred Strategy to Insure Future of Social Security (Boomers: Age 45-63)



Surprisingly, almost one-half of those respondents most likely to be affected by an increase in the earnings cap (those with incomes over \$75,000) support increasing the amount subject to the payroll tax.

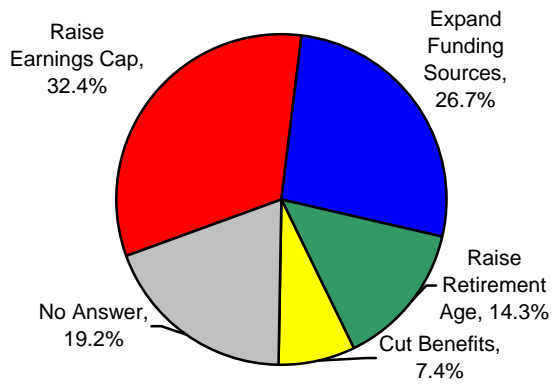
Preferred Strategy to Insure Future of Social Security (\$75,000+)



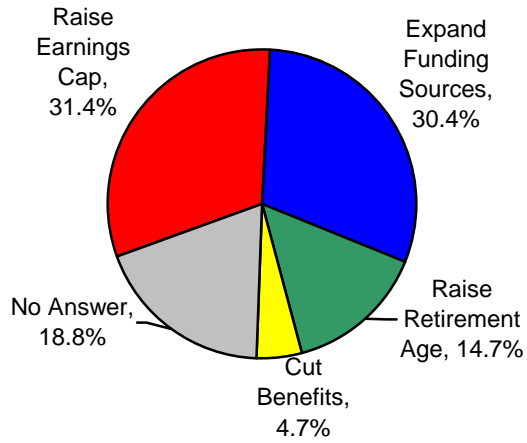
In a clear indication that support for protecting Social Security benefits crosses party lines, the proportion of Democrats, Republicans and Independents surveyed does not vary significantly in the options they support.

- Support for raising the wage cap on payroll taxes is 32.4 percent among Republicans, 31.4 percent among Democrats and 32.7 percent among Independents.
- Raising the retirement age is chosen by 14.3 percent of Republicans, 14.7 percent of Democrats and 14.1 percent of Independents.
- Reducing benefits – even when limited to future retirees – is only selected by 7.4 percent of Republicans, 4.7 percent of Democrats and 5.4 percent of Independents.

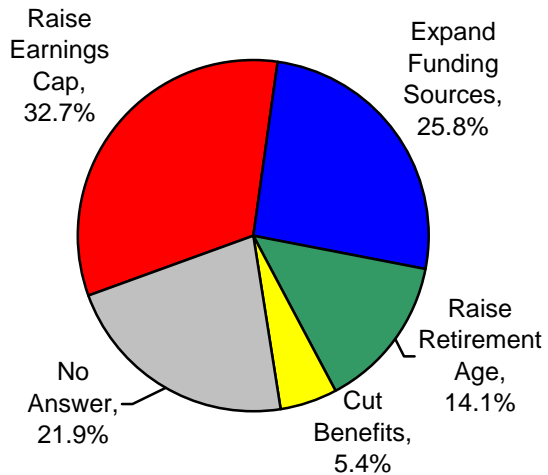
Preferred Strategy to Insure Future of Social Security (Republican)



Preferred Strategy to Insure Future of Social Security (Democrat)



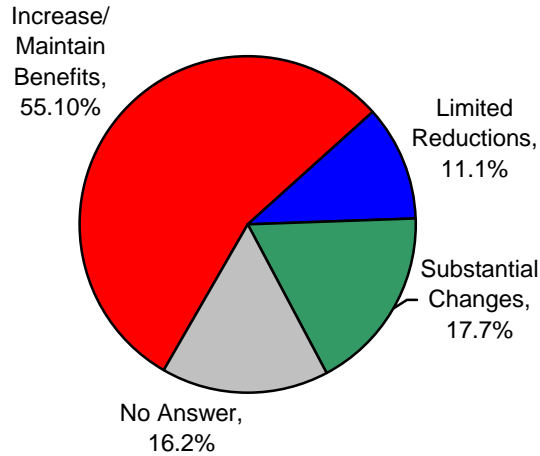
Preferred Strategy to Insure Future of Social Security (Independent)



The public is confident that the Obama Administration will protect their Social Security benefits.

- A majority of Americans surveyed expect the Obama Administration to maintain or increase current Social Security benefits.
- Only 11 percent think the President will push for limited reductions in benefits.
- Fewer than 18 percent of those surveyed expect President Obama to push for substantial changes in eligibility and

Expectations of Obama Administration on Social Security (Totals)

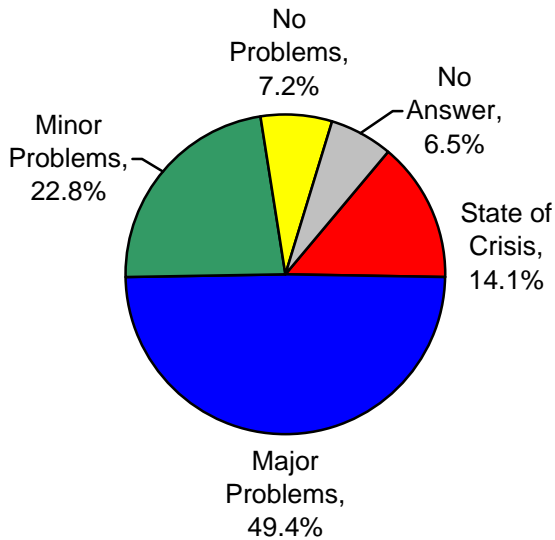


reduction in benefits.

Although a significant proportion of those surveyed believe that Social Security has problems, a very small percentage think Social Security is in a state of crisis.

- Only about 14 percent of those surveyed believe that Social Security is in a state of crisis.
- Over 30 percent believe that it does not have any problems or that its problems are minor.
- About 49 percent believe that it has major problems.

Condition of Social Security (Totals)



Conclusion:

Americans aged 45 and older do not believe Social Security is in crisis, and they overwhelmingly prefer raising revenue to cutting benefits, even for future retirees.

[View complete survey results here](#)